

**ST. THOMAS KINDERGARTEN, SAHIBABAD**  
**COMPUTER WORKSHEET 1**  
**CLASS – PREP.**

**Let us learn some important parts of computer**



**CPU**

**MONITOR**

**KEYBOARD**

**MOUSE**

**SPEAKERS**

**PRINTER**


**ST. THOMAS KINDERGARTEN, SAHIBABAD**  
**ENGLISH WORKSHEET 1**  
**CLASS – PREP.**

**D/P**

**Worksheets are attached here. You are requested to use one English (4 lines) notebook for helping your child to complete the given worksheets.**

**Name- \_\_\_\_\_ Section- \_\_\_\_**

**Instructions:- Write 2 pages of A to Z in English notebook.**



## WORKSHEET 2

Name- \_\_\_\_\_

Section- \_\_\_\_\_

**Instructions:-** With the help of the below given pictures, let us begin with learning the letter 'a'.

A

a



Apple



Axe



Ant



Arrow



Airplane


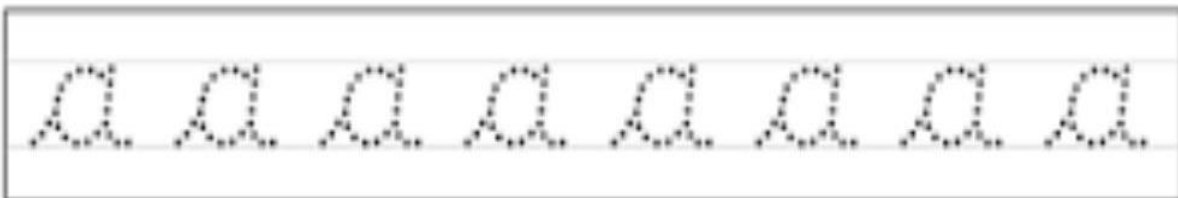




Anchor



Alligator

Look at the pattern below and learn to write cursive letter 'a'.  
Write 1 pages in English notebook.



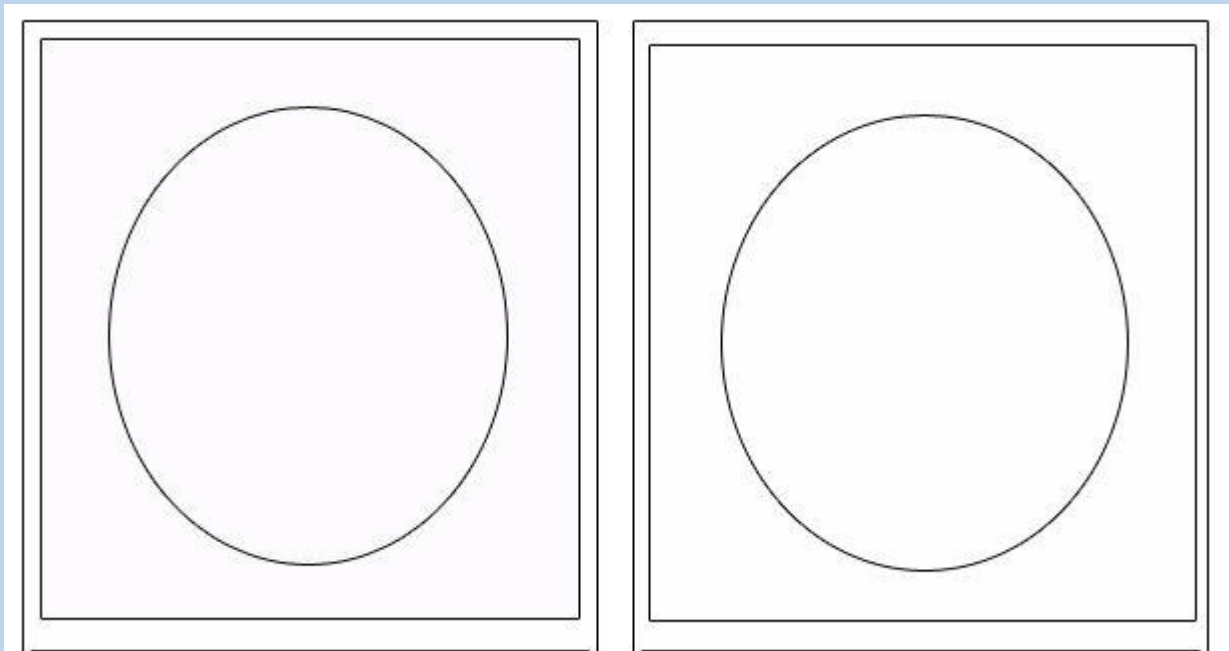
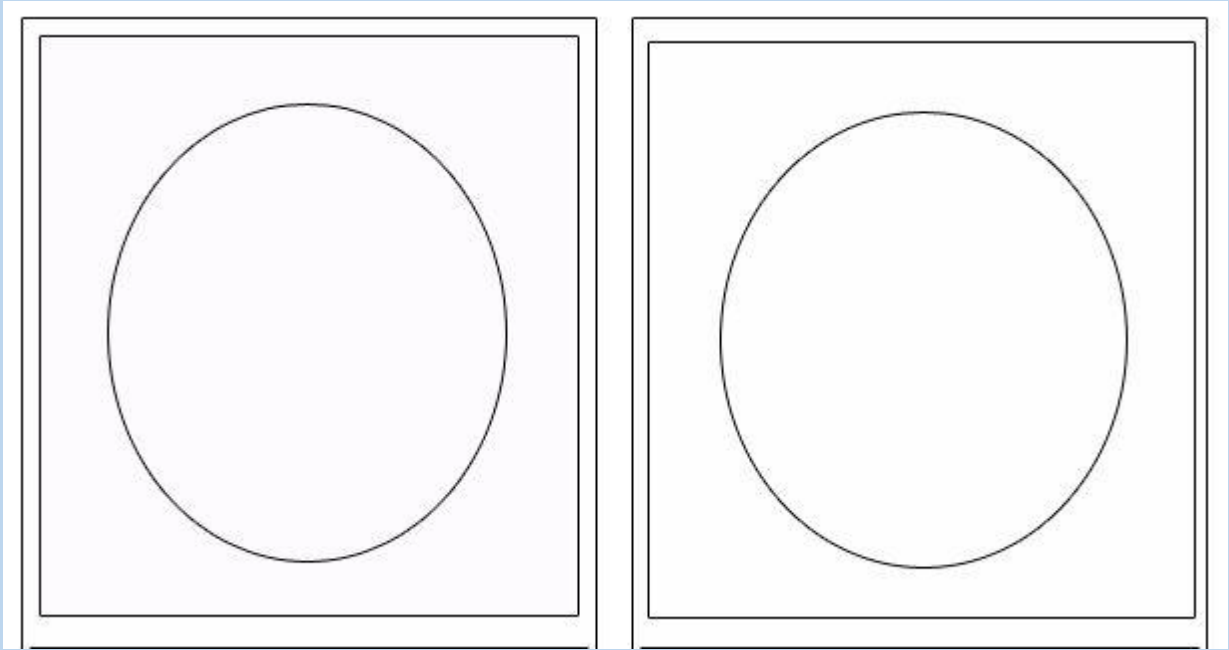
**ST. THOMAS KINDERGARTEN, SAHIBABAD**  
**E.V.S. WORKSHEET**  
**CLASS – PREP.**

Name- \_\_\_\_\_ Section- \_\_\_\_\_

Learn four types of emotions.



**Make 4 above faces in the given circle.**




ST. THOMAS KINDERGARTEN, SAHIBABAD  
HINDI WORKSHEET 1  
CLASS – PREP.

D/P

Worksheets are attached here. You are requested to use one Hindi (5 line) notebook, for helping your child to complete the given worksheets.

Name- \_\_\_\_\_ Section- \_\_\_\_

**Instructions:-** Write 2 pages of अ से अः in Hindi five line notebook.




## WORKSHEET 2

Name- \_\_\_\_\_

Section- \_\_\_\_\_

**Instructions:-** With the help of the pictures given below let us learn the akshar (क).



कछुआ



कमल

# क



कलश



कसरत

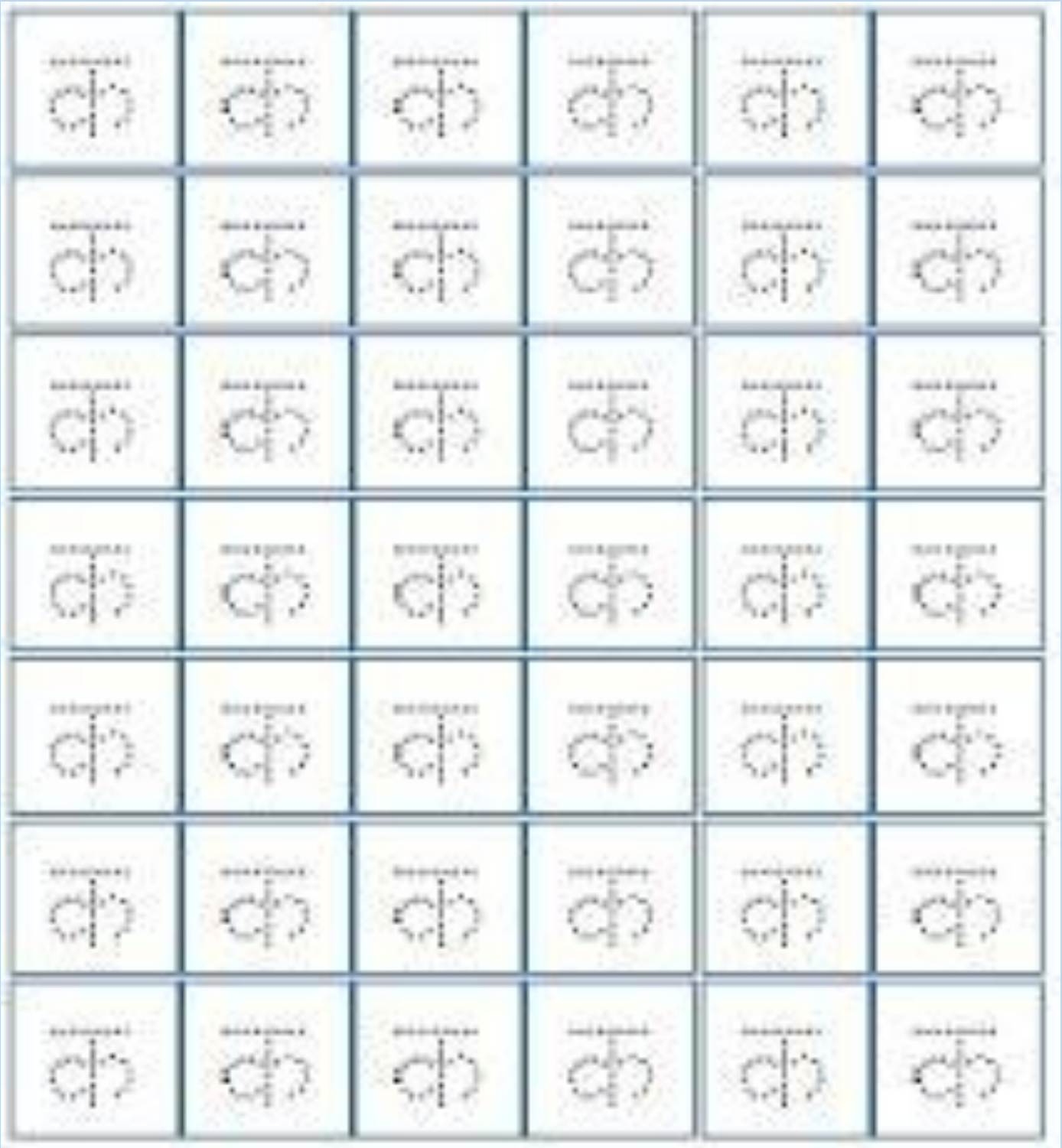


कलम





Write 1 page akshar (क) in Hindi notebook)













**ST. THOMAS KINDERGARTEN, SAHIBABAD**  
**MATHS WORKSHEET 1**  
**CLASS – PREP.**

**D/P**

**Worksheets are attached here. You are requested to use one maths (small square box) notebook for helping your child to complete the given worksheets.**

**Name- \_\_\_\_\_ Section- \_\_\_\_**

**Instructions**:-Write and learn counting 1 to 10. Do 1 page in Maths notebook as given below.

	1	1	1	1	1
	2	2	2	2	2
	3	3	3	3	3
	4	4	4	4	4
	5	5	5	5	5
	6	6	6	6	6
	7	7	7	7	7
	8	8	8	8	8
	9	9	9	9	9
	10	10	10	10	10

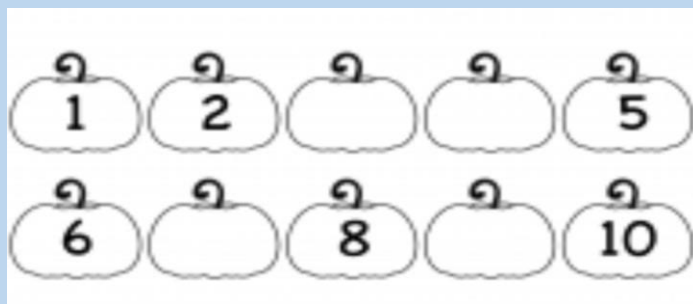
## WORKSHEET 2

Name- \_\_\_\_\_

Section- \_\_\_\_

**Instructions:-** Write counting 1 to 10. (Do one page)

Practice writing the missing numbers from 1 to 10 as given below. ( Do one page)



2			5		7	
---	--	--	---	--	---	--

1		3		5		7
---	--	---	--	---	--	---

1	2			5		7
---	---	--	--	---	--	---

4			7		9	
---	--	--	---	--	---	--

3		5			8	
---	--	---	--	--	---	--